


Indicator Calibration

Comparison measuring instruments which ensure high quality, high accuracy and reliability.

i-Checker IC2000 SERIES 170

- Indication accuracy of $(0.1 + 0.4L/100) \mu\text{m}$, the highest level in the world, is achieved. (When inspected in the vertical orientation.)
- Can directly inspect indicators with a stroke of up to 100 mm. Moreover, a wide variety of optional accessories enable the inspection and calibration of many types of gage including dial indicators, lever-type dial indicators, dial test indicators, cylinder gages, Digimatic indicators, linear gages and electronic micrometers that use various stem diameters and support systems.
- The pointer of the analog indicator is positioned just before the measuring point automatically in the semi-automatic mode.
- Digital indicators equipped with a data output function are checked very efficiently due to spindle positioning at the inspection points and recording of measurement results being under fully automatic control.



SPECIFICATIONS

Order No.	170-402	170-403
Remarks	with 8 mm bush	with 3/8 in bush
Measuring Range	100 mm	
Resolution	0.01 μm	
Accuracy (20 °C)	$(0.1 + 0.4L/100) \mu\text{m}$ L=Arbitrary length (mm) (0.15 + 0.6L/100) μm L=Arbitrary length (mm)	
Feed speed	Maximum 10 mm/s	
Drive method	Motor drive (semi-automatic/fully-automatic)	
Measuring Unit	Separate type Linear Encoder	
Measurement method	Semi-automatic measurement Fully automatic measurement (only when using an indicator equipped with data output function)*1*2	
Mass	20 kg	
Operating temperature range	20 °C±0.5 °C	

*1 Automatic measurement requires the indicator's connecting cable. Additionally some form of indicator, along with the normally connected accessory (the optional accessory for the indicator such as a Digimatic power-supply unit in an EF counter) will be required.

*2 The indicator measured via RS-232C has the capability to receive data from the main unit and output the counter value.




An inspection certificate is supplied as standard. Refer to page U-11 for details.



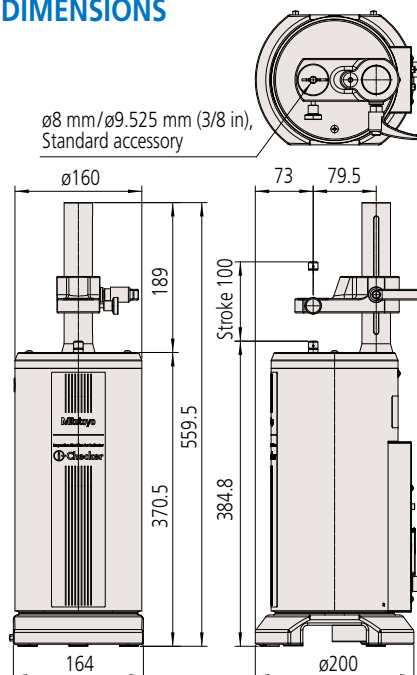
Typical application for Dial Test Indicator Accessory Set



Typical application using dial test indicator attachment set (02ASK000)



DIMENSIONS



Refer to the i-Checker Brochure (E12015) for more details.