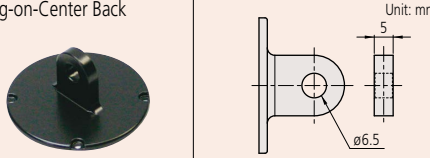


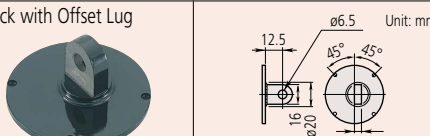
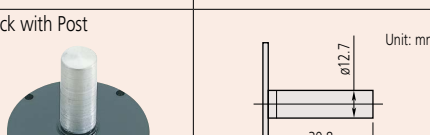
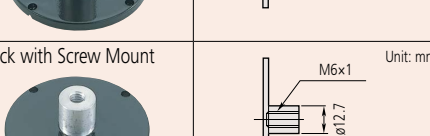
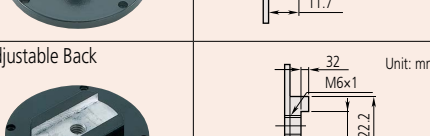
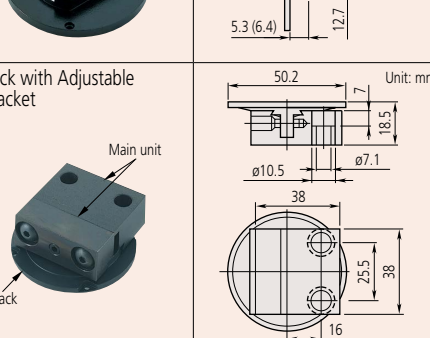


Dial Indicators

Comparison measuring instruments which ensure high quality, high accuracy and reliability.

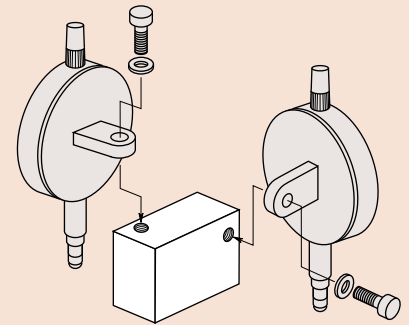
Interchangeable Backs Optional Accessory for Digimatic and Dial Indicators

SPECIFICATIONS

Description	Image	Order No.		
		SERIES 1 (ø31, ø36, ø40 mm)	SERIES 2 (ø57 mm)	SERIES 3, 4 (ø78, 92 mm)
Lug-on-Center Back		101210 : metric type 101307 : inch type 190561 : for 1911T-10, 1913-10 190139 : 1921T-10, 1923T-10, 1925T-10 137905 : for 1003T	101040 : metric type 101306 : inch type 21AZB230 : for water-proof of S type (mm) 21BZB104 : for water-proof of S type (inch)	100691 : metric type 100797 : inch type
Flat Back		101211 : a=2.2 136872 : for water-proof type 191559 : for 1911TB-10, 1913TB-10, 1921TB-10, 1923TB-10, 1925TB-10 137906 : for 1003TB	101039 : a=2.5 21AZB231 : for water-proof of S type 192910 : (F type waterproof model)	100836 : a=3.0
Magnetic Back		Special order	900928	900929
Back with Offset Lug		Special order	101167	100837
Back with Post		193172 Custom made	101169	100839
Back with Screw Mount		193173 : M6x1, Custom made 193174 : #1/4-28UNF, Custom made	136023 : M6x1 101170 : #1/4-28UNF	136024 : M6x1 100840 : #1/4-28UNF
Adjustable Back		136025 : M6x1 129721 : #1/4-20UNC	136026 : M6x1 101168 : #1/4-20UNC	136027 : M6x1 100838 : #1/4-20UNC
Back with Adjustable Bracket		—	901963	—

- A dial or Digimatic indicator may be held in position by clamping on either the stem or the lug on the back of the indicator. The back of the indicator may need to be interchanged with another type for special applications. A wide variety of backs is available for Mitutoyo Digimatic and dial indicators.
- Most lugged backs can be rotated by 90° because they have four retaining screws. However, **190561** and **137905** (for compact dial indicators) are only equipped with two retaining screws, therefore the lug orientation cannot be changed.

Typical application



Note 1: If back lids are replaced when using a waterproof or dustproof model, the water resistance will not be guaranteed.
 Note 2: When installing to **297XTB** Series, separately prepare 4 fixing screws (**546666** Self-tapping screw only for plastic).
 Do not apply a tightening torque of more than 20 N-cm in order to avoid stripping the screw threads.