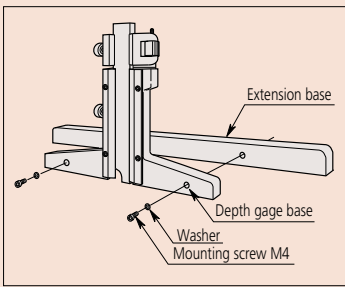



Example of attaching the extension base



Note: Align reference planes of the depth gage base and extension base using a surface plate and then tighten mounting screws.

Extension Bases Optional accessory for Depth Gage

- Attaches to the base (reference face) plate of a depth gage to extend its span.
- Refer to the illustrations at left for attachment details.
- Extension base is three times the length of the base for models of less than 300 mm range.
- These extension bases cannot be attached to 0 to 600 mm, 0 to 1,000 mm, 0 to 24 inch and 0 to 40 inch range models.



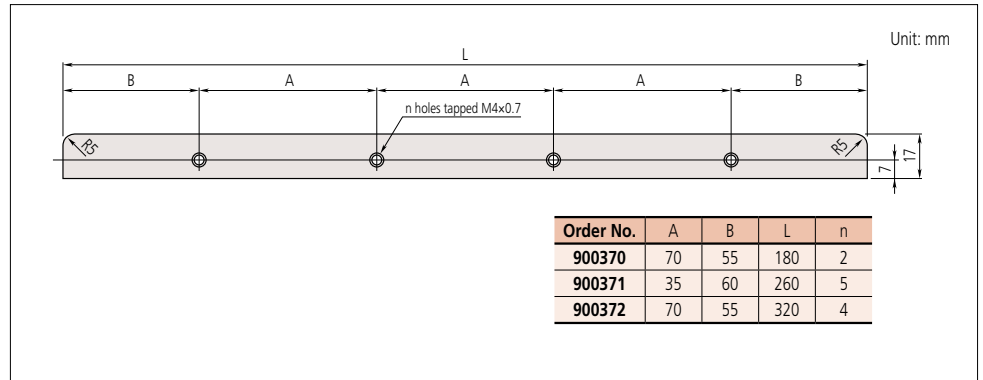
900372

SPECIFICATIONS

Metric		
Order No.	Size L (mm)	n
900370	180	2
900371	260	5
900372	320	4

Inch		
Order No.	Size L (in)	n
900367	7	2
900368	10	5
900369	12	4

DIMENSIONS




Example of attaching the depth gage attachment



Note: Align reference planes of the depth gage base and extension base using a surface plate and then tighten mounting screws.

Depth Gage Attachment Optional Accessory for Calipers

- Attaching this depth gage attachment to the depth measurement face of the caliper makes depth measurement accurate and secure.



050084-10

SPECIFICATIONS

Metric		
Order No.	Size (mm)	Applicable measuring range of caliper
050083-10	75	100 mm, 150 mm, 200 mm, 4 in, 6 in and 8 in
050084-10	100	100 mm, 150 mm, 200 mm, 4 in, 6 in and 8 in
050085-10	125	300 mm (12 in)

DIMENSIONS

