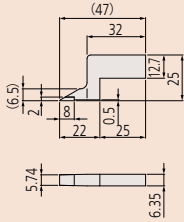


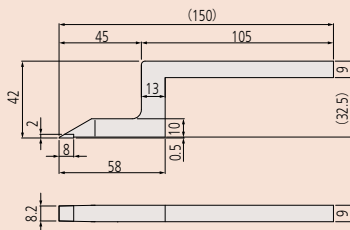
## Scriber DIMENSIONS

900173

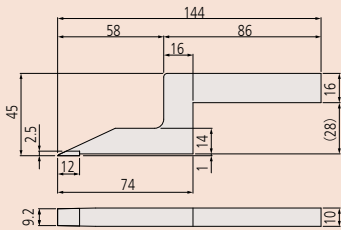
Unit: mm



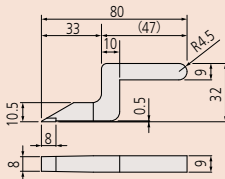
905200



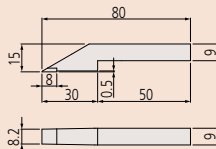
900390



07GZA000



900168



## Height Gage Optional accessories for height gages

### SPECIFICATIONS

Metric	
Order No.	Applicable Height Gages
07GZA000	192 Series Digimatic Height Gages (192-613-10, 192-614-10, 192-615-10)
	570 Series Digimatic Height Gages (570-302, 570-304)
	192 Series Dial Height Gages (192-130, 192-131, 192-132, 192-133)
	514 Series Vernier Height Gages (514-102, 514-104, 514-106, 514-103, 514-105, 514-107)
	574 Series Heightmatic (574-112-1, 574-111-1, 574-110-1)
900168	570 Series Digimatic Height Gages (570-322/324)
900168	514 Series Vernier Height Gages (514-160/172)
	192 Series Digimatic Height Gages (192-663-10, 192-664-10, 192-665-10)
905200	570 Series Digimatic Height Gages (570-230)
	514 Series Vernier Height Gages (514-108, 514-109)
900390	514 Series Vernier Height Gage (514-170)

Inch	
Order No.	Applicable Height Gages
900173	570 Series Digimatic Height Gages (570-227, 570-244)
	506 Series Vernier Height Gages (506-201/207/204, 506-208)
900258	192 Series Digimatic Height Gages (192-630-10, 192-631-10, 192-632-10, 192-633-10)
	570 Series Digimatic Height Gages (570-312, 570-313, 570-314)
	574 Series Heightmatic (574-212-1, 574-211-1, 574-210-1)
905201	192 Series Digimatic Height Gages (192-670-10, 192-671-10, 192-672-10, 192-673-10)
	570 Series Digimatic Height Gages (570-248)

### Dial Test Indicators


- For information about the attachment of test indicators, refer to page F-75.

### Contact Sensor



- 900872**
- Attached to both the workpiece\*1 and height gage\*2 when measuring heights using a height gauge with a scriber, the contact sensor is a convenient detector that gives a lamp display when the scriber touches the workpiece.
- \*1 Conductive workpieces only.
- \*2 Attach to a conductive part.
- Magnet is incorporated.
- Battery (PR44, 2 pcs required) is not included.
- For precision Black Granite Surface Plates, refer to page E-49.

### Center Probe



- 951144**
- Allows quick measurement of center-to-center distance between holes.
- Measurable hole diameters: 1 to 38 mm
- Mounting bar section: 9x9 mm

### Depth Gage Attachment



- 900764**
- Attaches to a height gage for measuring groove and hole depth.
- Minimum hole diameter: 5.5 mm
- Maximum distance from the bottom of the holding bar to the contact point: 80 mm (metric type), 2.95 in (inch type)
- Dial indicator contact points are usable. (Refer to pages F-57 and F-58.)
- Mounting bar section: 9x9 mm
- Holding bar length: 100 mm